

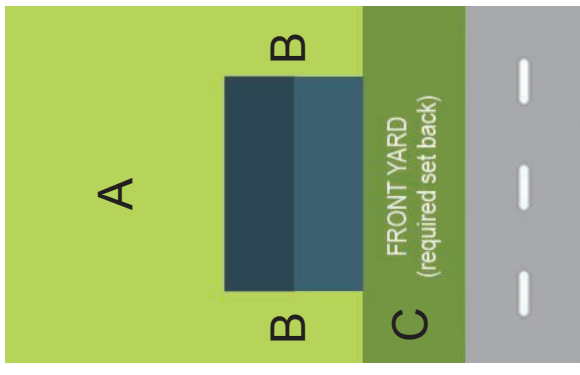
Rouss City Hall
 15 North Cameron Street
 Winchester, VA 22601

 Telephone: (540) 667-1815
 FAX: (540) 722-3618
 Web: www.winchesterva.gov

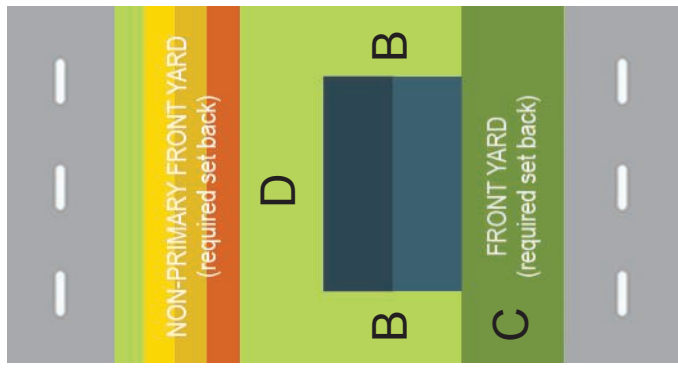
ZONING FENCE/WALL PERMIT APPLICATION

BACKGROUND INFORMATION:			
PROPERTY ADDRESS:	_____		
PROPERTY OWNER:	_____		
APPLICANT (If Different From Property Owner):	_____		
APPLICANT ADDRESS:	_____		
CITY:	STATE:	ZIP:	_____
EMAIL:	_____		PHONE: _____
IS THE PROPOSED FENCE/WALL:	IN A MAPPED FLOODPLAIN?	<input type="checkbox"/> Yes <input type="checkbox"/> No	<i>*If yes, please submit a Floodplain Development Permit form</i>
	IN THE HISTORIC WINCHESTER (HW) DISTRICT?	<input type="checkbox"/> Yes <input type="checkbox"/> No	<i>*If yes, please submit a Historic District application</i>
	IN A CORRIDOR ENHANCEMENT (CE) DISTRICT?	<input type="checkbox"/> Yes <input type="checkbox"/> No	<i>*If yes, please submit a Corridor Enhancement application</i>
	IN A PLATTED EASEMENT?	<input type="checkbox"/> Yes <input type="checkbox"/> No	<i>*If yes, please submit documentation that proposed location is acceptable.</i>
IS THE PROPOSED FENCE/WALL:	<input type="checkbox"/> New Fence/Wall	<input type="checkbox"/> Replacement Fence/Wall	
ADDITIONAL PERMIT REQUIREMENTS:			
<input type="checkbox"/> Two (2) copies of a scaled drawing/plat illustrating proposed location, height, and opacity of the fence. <u>Please note that the applicant is responsible for researching and indicating whether or not any easements exist on the subject property.</u>			
If a current survey indicating the location of the structure and distances to the property lines is not available, a Field Survey shall be provided to mark the property corners for fence installation and final inspection.			
<input type="checkbox"/> Application Fee: \$25.00 - DUE UPON SUBMITTAL			
I hereby certify that the information submitted with this permit is accurate:			
Applicant's Signature: _____		Date: _____	
Please note that a separate building permit may be required if: (1) the fence is a required pool enclosure; (2) the fence is required for pedestrian safety; or (3) the retaining wall has 3 feet or more of unbalanced fill.			

TRADITIONAL LOT



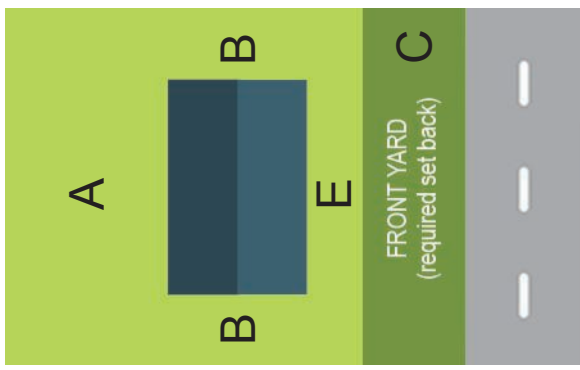
DOUBLE ROAD FRONTAGE LOT



CORNER LOT



ADDITIONAL FRONT YARD LOT



FENCE REGULATIONS

- A** Fences and non-retaining walls up to eight feet in height above surrounding grade, may be installed in any required **rear yard (A)** or **non-corner side yard (B)**.
- C** Fences up to four feet in height above surrounding grade which are at least 25% open (Example: picket, chain link, rail, etc.) and non-retaining walls up to three feet in height above surrounding grade may be installed in any required **front (C)** or **corner side yard (C)**, except as per 18-12 of the Zoning Ordinance (Visual Obstructions).
- D** On double-frontage residential lots, fences up to six feet in height above surrounding grade may be installed in the **non-primary front yard (D)** which is situated between a public street and the rear elevation of the main building provided that they are set back from the public right of way at least three feet plus one additional foot of setback for every one additional foot of fence height above four feet:
 - Fence height: between 5-6 ft. ■ Fence height: between 4-5 ft.
 - Fence height: 4 ft. or less
- E** Fences and walls (both retaining and non-retaining) up to five feet in height above surrounding grade may be permitted in **non-required front yard (E)** and **corner side yards (E)**, except as per 18-12 of the Zoning Ordinance and provided that any retaining wall over three feet in height shall include a railing, fence or hedge at least thirty-six inches high along the top to protect persons from injury due to falling.